

SD71 Databases ACCESSIBILITY TECH TIP





Using the Google Read&Write Screen Mask Tool in World Book

ABOUT: In this activity, participants will learn how to use the Screen Mask tool to show certain sections of the screen. The Screen Mask tool creates a strip or “ruler” on the screen. The strip provides focus to one area of the screen. The rest of the screen is darkened. As you move your cursor the strip follows along. It helps students focus in on sections of the screen or text.

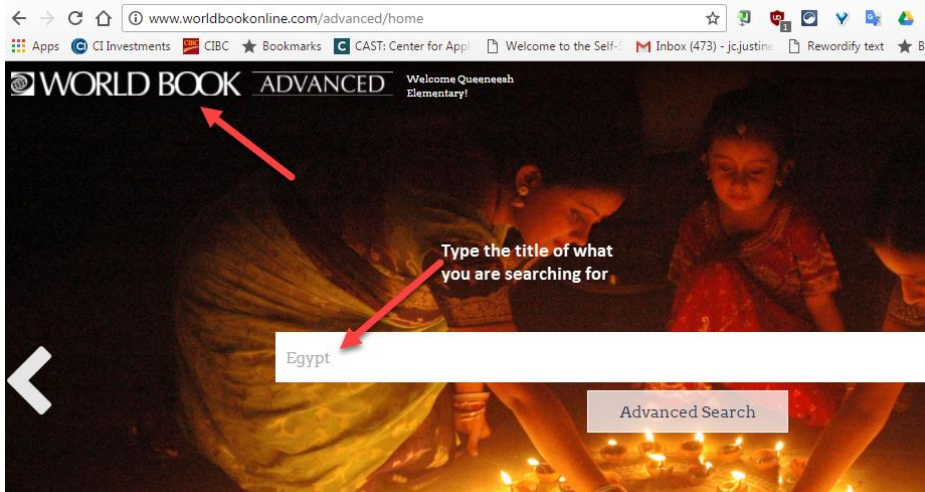
Before you begin you will need to have Google Read&Write installed on your computer. You will need:

1. The Chrome Browser installed on your computer.
2. Open World Book.



<p>1 Launch the Chrome browser. From the district page click on World Book.</p> 	<p>2 The World Book page opens.</p> 
---	--

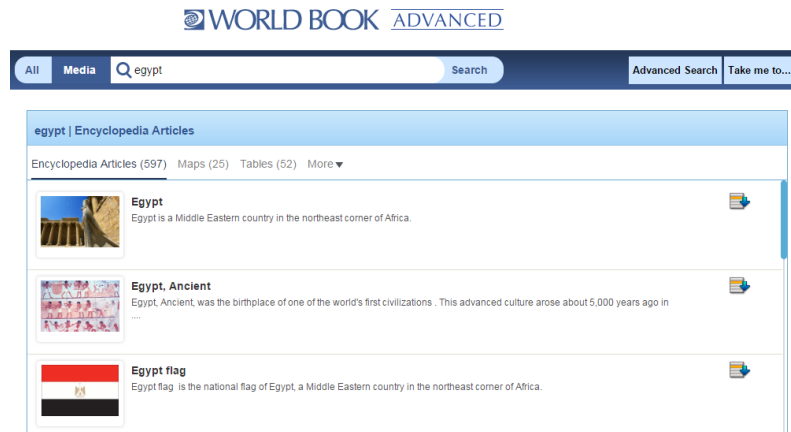
3 Type the name of what you want to search for in the Advanced Search field e.g., Egypt



SD71 Databases ACCESSIBILITY TECH TIP

4

From the list that has been generated, select the article you want to read.



5

To launch Google Read&Write in World Book click on the purple Google Read&Write puzzle icon located to the right of the address bar.



6

The toolbar opens. Click on the Screen Mask tool.


Screen Mask



7

When the Screen Mask tool is turned on the icon is greyed out and only certain sections of the screen appear.

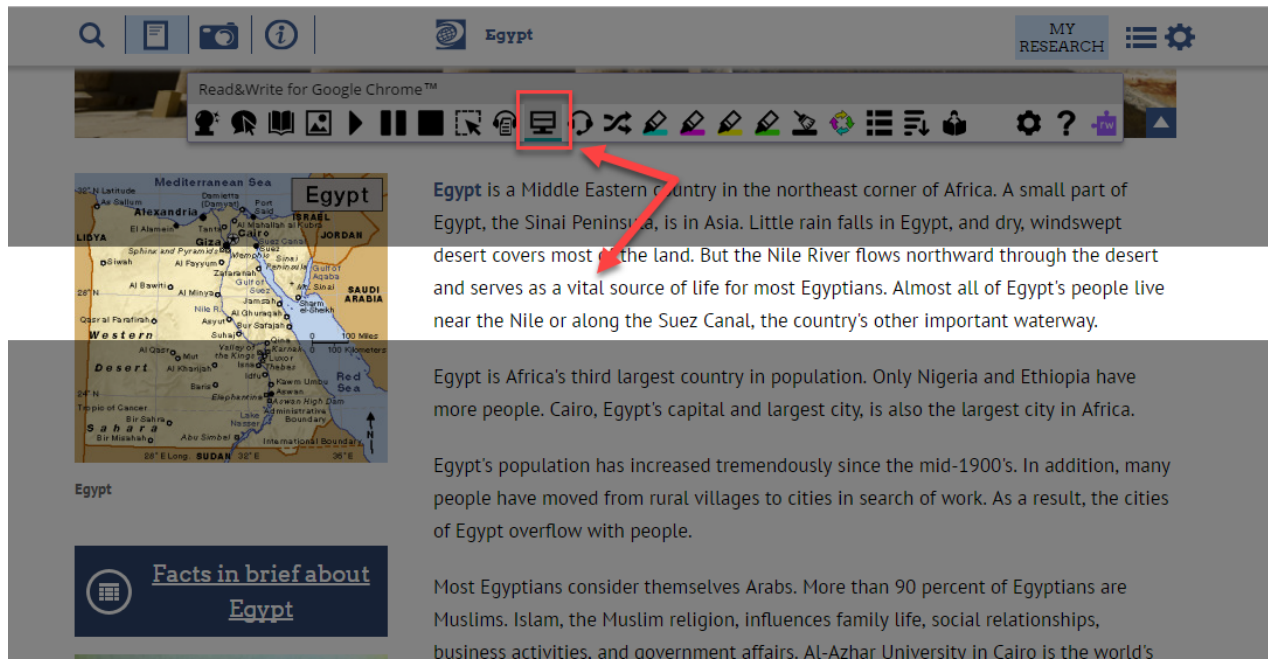
Screen Mask icon is greyed out.
This indicates that it is active.



SD71 Databases ACCESSIBILITY TECH TIP

8

As you move your cursor the strip follows along. It helps students focus in on sections of the screen or text.



The screenshot shows the Read&Write for Google Chrome toolbar at the top. The 'Screen Mask' icon, which looks like a computer monitor with a horizontal bar across it, is highlighted with a red box and a red arrow. Below the toolbar, a webpage about Egypt is visible. The page has a map of Egypt on the left and text on the right. The text describes Egypt's location, climate, population, and culture. A red arrow points from the 'Screen Mask' icon to the text on the page, illustrating how the tool is used to focus on specific content.

Egypt is a Middle Eastern country in the northeast corner of Africa. A small part of Egypt, the Sinai Peninsula, is in Asia. Little rain falls in Egypt, and dry, windswept desert covers most of the land. But the Nile River flows northward through the desert and serves as a vital source of life for most Egyptians. Almost all of Egypt's people live near the Nile or along the Suez Canal, the country's other important waterway.


Egypt is Africa's third largest country in population. Only Nigeria and Ethiopia have more people. Cairo, Egypt's capital and largest city, is also the largest city in Africa.

Egypt's population has increased tremendously since the mid-1900's. In addition, many people have moved from rural villages to cities in search of work. As a result, the cities of Egypt overflow with people.

Most Egyptians consider themselves Arabs. More than 90 percent of Egyptians are Muslims. Islam, the Muslim religion, influences family life, social relationships, business activities, and government affairs. Al-Azhar University in Cairo is the world's

9

When you are finished reading turn off the Screen Mask tool. Do this by clicking on the Screen Mask icon.



Additional info or advice – Click the link to watch a video on how to use the Screen Mask tool in Read&Write for Google Chrome -

https://www.youtube.com/watch?time_continue=3&v=l7-asXZ82sl