

SD71 Databases ACCESSIBILITY TECH TIP



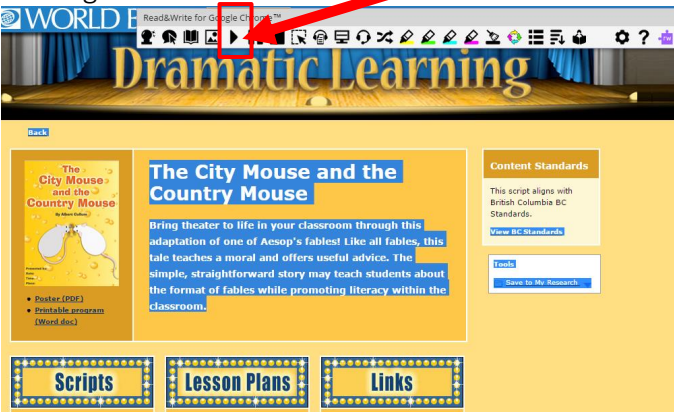
World Book – Dramatic Learning Using Google Chrome Read & Write

ABOUT: In this activity, participants will learn how to use Read & Write Toolbar for text to speech

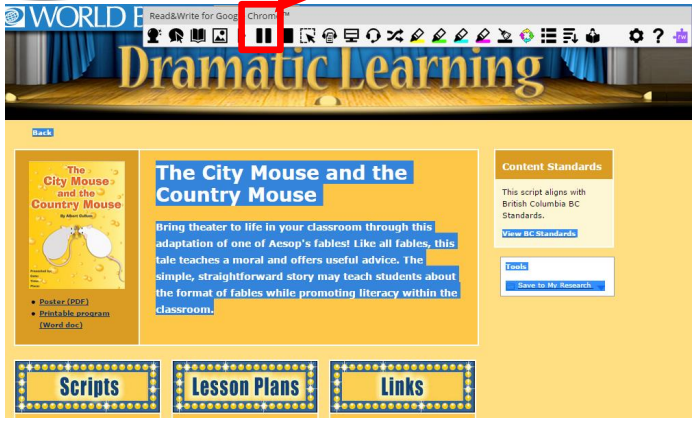
WHAT YOU WILL NEED: World Book **Dramatic Learning** database open. Log in to Read and Write using your SD71 district email address. [Click here](#) for tip sheet



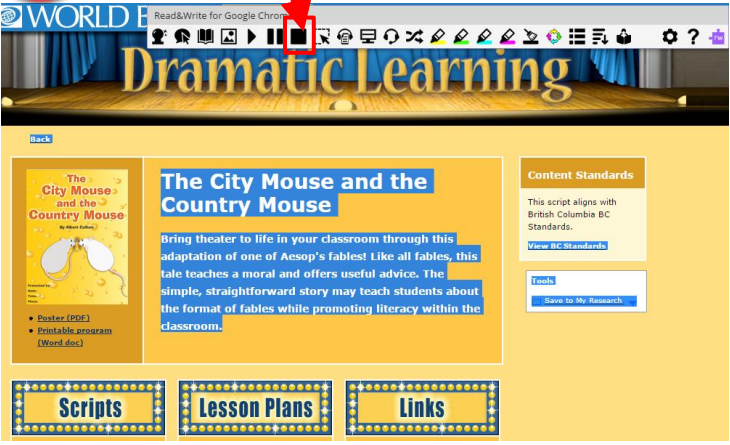
1 Open **World Book** and choose **Dramatic Learning**. Once article is open click on **Read&Write** purple puzzle icon Highlight the text and Click on the **Read Arrow** to start reading.



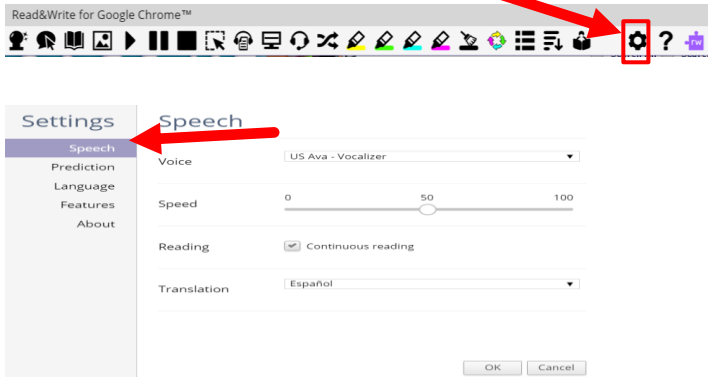
2 Click on the **Pause** to pause reading the text.



3 Click on the **Stop** button to stop reading the text.



4 Click on the **Gear** tool to open the **Settings** dialogue box and click on the **Speech** tab to change speech settings (voice, speed, continuous reading, and translation)



Additional info or advice

Created by SD71

June 2017