

SD71 Databases ACCESSIBILITY TECH TIP



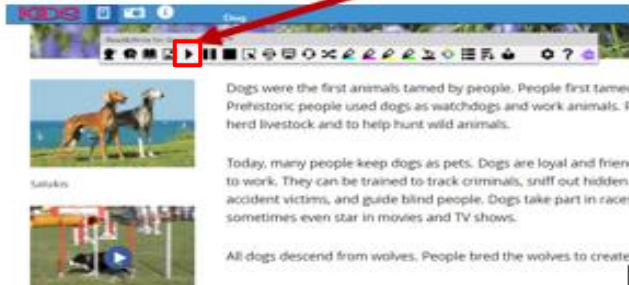


World Book Kids Database Text to Speech using Read&Write

ABOUT: Participants will learn how to use Google Chrome Read&Write toolbar to enable text to speech in World Book Kids Database.

WHAT YOU WILL NEED: World book Kids and R&W toolbar



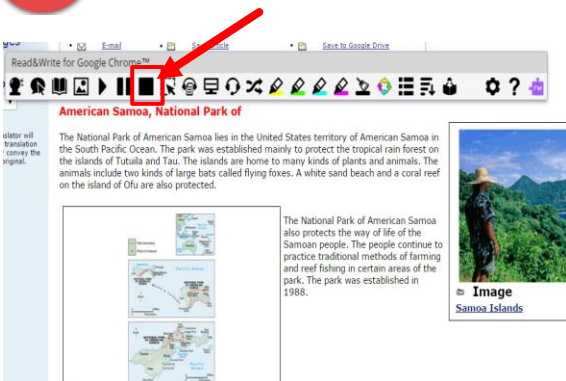
1 Open **World Book** and choose **Kids**
Once article is open click on
Read&Write purple puzzle icon
Click on the **Read Arrow** to start reading



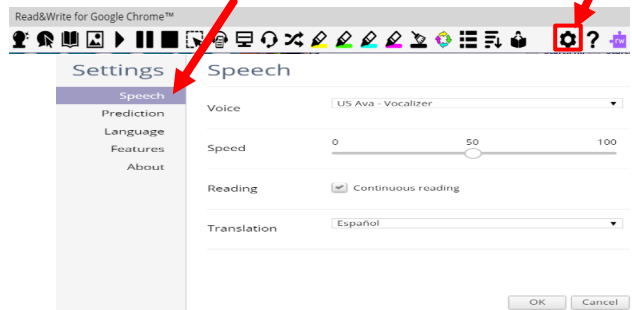
2 Click on the **Pause** to pause reading the text.



3 Click on the **Stop** button to stop reading the text.



4 Click on the Gear tool to open the Settings dialogue box and click on the Speech tab to change speech settings (voice, speed, continuous reading, and translation)



Additional info or advice