


SD71 ACCESSIBILITY TECH TIP



Using Vu Bar with Databases, Websites, e-text or computer program

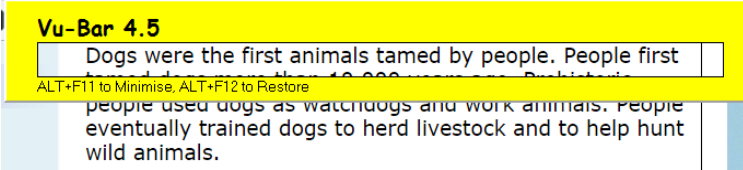
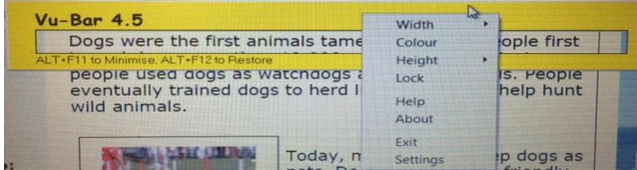
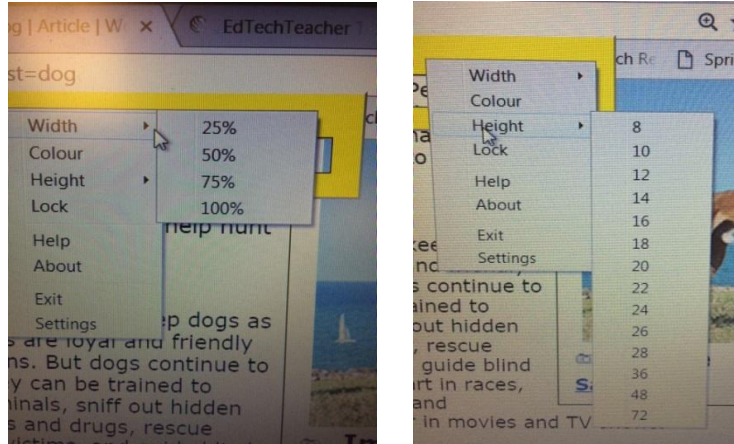

ABOUT: In this activity, participants will learn how to use **Vu Bar** (loaded on SD71 computers) with the District Databases, websites, e-text or any computer application. **Vu Bar** is a reading window that helps students who have difficulty processing text or who have a visual impairment.

WHAT YOU WILL NEED: Vu Bar loaded on your computer and ERAC Databases, website with text, computer program (Kurzweil, Word...) open. In your computer search bar type in **Vu Bar** and open the program.



Research Databases



<p>1 To move Vu Bar around left click hold and drag the Vu Bar over the text so the text shows through the window.</p>  <p>Vu-Bar 4.5 Dogs were the first animals tamed by people. People first people used dogs as watchdogs and work animals. People eventually trained dogs to herd livestock and to help hunt wild animals.</p>	<p>2 To customize Vu Bar right click on the bar and make changes to:</p> <ol style="list-style-type: none"> 1. Width 2. Height 3. Colours 
<p>3 Change the Width or Height based on the text being read.</p> 	<p>4 Change the colour of the Bar based on student need or preference. To Exit Vu Bar Right Click on the Bar and select Exit.</p> 

Addition info or advice: Often Yellow or Turquoise are good colours for attracting attention/ focus, visual impairments or allowing for ease of processing text.