

# SCHOOL DISTRICT

## ANNUAL BUDGET

### FISCAL YEAR 2011/2012

---




SCHOOL DISTRICT NUMBER 71	NAME OF SCHOOL DISTRICT Comox Valley	YEAR 2011/2012
OFFICE LOCATION 607 Cumberland Road		TELEPHONE NUMBER 250-334-5500
CITY/PROVINCE Courtenay, BC		POSTAL CODE V9N 7G5
WEBSITE ADDRESS sd71.bc.ca		
NAME OF SUPERINTENDENT Ms. Sherry Elwood		NAME OF SECRETARY-TREASURER Mr. Leonard Ibbs

---

#### DECLARATION AND SIGNATURES

---

*We, the undersigned, certify that the attached is a correct and true copy of the Annual Budget of School District No. 71 (Comox Valley) for the year ended June 30, 2012.*

SIGNATURE OF CHAIRPERSON OF THE BOARD OF EDUCATION 	DATE SIGNED
SIGNATURE OF SUPERINTENDENT 	DATE SIGNED
SIGNATURE OF SECRETARY-TREASURER 	DATE SIGNED

**SCHOOL DISTRICT No. 71 (Comox Valley)  
2011/2012 ANNUAL BUDGET**

**TABLE OF CONTENTS**

**SCHEDULES**

Operating Fund

Annual Budget Bylaw	
Revenue and Expenditure	Schedule A1
Revenue By Source	Schedule A2
Expense By Object	Schedule A3
Expense By Function, Program and Object	Schedule A4.1
Expense By Function, Program and Object	Schedule A4.2
FTE Employees By Function, Program and Object	Schedule A5

## ANNUAL BUDGET BYLAW

A Bylaw of THE BOARD OF EDUCATION OF SCHOOL DISTRICT NO. 71 (Comox Valley) (called the "Board") to adopt the annual budget of the Board for the fiscal year 2011/2012 pursuant to section 113 of the *School Act*, R.S.B.C., 1996, c. 412 as amended from time to time (called the "Act").

1. Board has complied with the provisions of the Act respecting the annual budget adopted by this bylaw.
2. This bylaw may be cited as School District No. 71 (Comox Valley) Annual Budget Bylaw for fiscal year 2011/2012.
3. The attached Schedule "A1" showing the estimated revenue and expenditure for the 2011/2012 fiscal year and the total budget bylaw amount of \$75,315,528 for the 2011/2012 fiscal year was prepared in accordance with the *Act*.
4. The "A" Schedules are adopted as the annual budget of the Board for the fiscal year 2011/2012.

READ A FIRST TIME THE \_\_\_\_\_ DAY OF \_\_\_\_\_, 2011;

READ A SECOND TIME THE \_\_\_\_\_ DAY OF \_\_\_\_\_, 2011;

READ A THIRD TIME, PASSED AND ADOPTED THE \_\_\_\_\_ DAY OF \_\_\_\_\_, 2011.



**Chairperson of the Board**

(Corporate Seal)



**Secretary Treasurer**

I HEREBY CERTIFY this to be a true original of School District No. 71 (Comox Valley)

Annual Budget Bylaw 2011/2012, adopted by the Board the \_\_\_\_\_ DAY OF \_\_\_\_\_, 2011.



**Secretary Treasurer**

**SCHOOL DISTRICT No. 71 (Comox Valley)**  
**OPERATING FUND**  
**ANNUAL BUDGET - REVENUE AND EXPENDITURE**

Schedule A1

	2011/2012	2010/2011
	ANNUAL BUDGET	AMENDED ANNUAL BUDGET
Ministry Funded School-Age FTE	8,310.000	8,381.813
Ministry Funded Adult FTE	81.000	77.938
<b>TOTAL FTE</b>	<b>8,391.000</b>	<b>8,459.751</b>
<b>REVENUE (Schedule A2)</b>		
620 Provincial Grants - Ministry of Education	\$ 72,775,440	\$ 72,687,735
640 Other Revenue	1,840,030	1,983,982
650 Rentals and Leases	120,000	120,000
660 Investment Income	150,000	150,000
<b>Total Revenue</b>	<b>74,885,470</b>	<b>74,941,717</b>
<b>EXPENSE (Schedule A3)</b>		
Salaries		
110 Teachers	32,712,828	32,737,827
105 Principals and Vice Principals	4,025,225	3,929,095
123 Educational Assistants	5,090,418	5,212,567
120 Support Staff	7,127,599	7,020,497
130 Other Professionals	1,540,247	1,676,917
140 Substitutes	2,643,863	2,686,106
Total Salaries	53,140,180	53,263,009
Employee Benefits	12,504,327	12,134,187
Total Salaries and Benefits	65,644,507	65,397,196
Services and Supplies	9,671,021	9,544,521
<b>Total Expense</b>	<b>75,315,528</b>	<b>74,941,717</b>
<b>NET REVENUE (EXPENSE)</b>	(430,058)	-
<b>BUDGETED PRIOR YEAR OPERATING SURPLUS APPROPRIATION</b>	430,058	
<b>BUDGETED BALANCE</b>	\$ -	\$ -
<b>BUDGET BYLAW AMOUNT</b>		
Total Expense	\$ 75,315,528	\$ 74,941,717
<b>TOTAL BUDGET BYLAW AMOUNT</b>	<b>\$ 75,315,528</b>	<b>\$ 74,941,717</b>

**SCHOOL DISTRICT No. 71 (Comox Valley)**  
**OPERATING FUND**  
**ANNUAL BUDGET - REVENUE BY SOURCE**

Schedule A2

	2011/2012 ANNUAL BUDGET	2010/2011 AMENDED ANNUAL BUDGET
<b>620 PROVINCIAL GRANTS - MINISTRY OF EDUCATION</b>		
621 Operating Grant, Ministry of Education	\$ 71,668,639	\$ 71,730,934
627 LEA/INAC Recovery	(140,030)	(140,030)
629 Other Ministry of Education Grants (Specify)		
Pay Equity	451,831	451,831
OLEP-French funding	175,000	175,000
RSL/Strong Start	170,000	170,000
Education Guarantee	450,000	300,000
	<u>72,775,440</u>	<u>72,687,735</u>
<b>640 OTHER REVENUE</b>		
642 Other School District/Education Authorities	-	259,302
647 Offshore Tuition Fees	1,400,000	1,300,000
648 LEA/Direct Funding from First Nations	140,030	140,030
649 Miscellaneous (Specify)		
Instructional Cafeteria	120,000	120,000
Other miscellaneous	180,000	114,650
Trades Adjustment		50,000
	<u>1,840,030</u>	<u>1,983,982</u>
<b>650 RENTALS AND LEASES</b>	<u>120,000</u>	<u>120,000</u>
<b>660 INVESTMENT INCOME</b>	<u>150,000</u>	<u>150,000</u>
<b>TOTAL OPERATING REVENUE (Schedule A1)</b>	<u>\$ 74,885,470</u>	<u>\$ 74,941,717</u>

**SCHOOL DISTRICT No. 71 (Comox Valley)**  
**OPERATING FUND**  
**ANNUAL BUDGET - EXPENSE BY OBJECT**

Schedule A3

	2011/2012	2010/2011
	ANNUAL BUDGET	AMENDED ANNUAL BUDGET
<b>SALARIES</b>		
110 Teachers	\$ 32,712,828	\$ 32,737,827
105 Principals and Vice Principals	4,025,225	3,929,095
123 Educational Assistants	5,090,418	5,212,567
120 Support Staff	7,127,599	7,020,497
130 Other Professionals	1,540,247	1,676,917
140 Substitutes	2,643,863	2,686,106
	<u>53,140,180</u>	<u>53,263,009</u>
<b>EMPLOYEE BENEFITS</b>	<u>12,504,327</u>	<u>12,134,187</u>
<b>Total Salaries and Benefits</b>	<u>65,644,507</u>	<u>65,397,196</u>
<b>SERVICES AND SUPPLIES</b>		
310 Services	1,710,588	1,634,088
330 Student Transportation	1,813,770	1,813,770
340 Professional Development and Travel	335,809	335,809
360 Rentals and Leases	1,000	1,000
370 Dues and Fees	54,925	54,925
390 Insurance	192,210	142,210
510 Supplies	4,277,719	4,277,719
540 Utilities	1,285,000	1,285,000
<b>Total Services and Supplies</b>	<u>9,671,021</u>	<u>9,544,521</u>
<b>TOTAL OPERATING EXPENSE (Schedule A1)</b>	<u>\$ 75,315,528</u>	<u>\$ 74,941,717</u>

SCHOOL DISTRICT No. 71 (Comox Valley)

Schedule A4.1

OPERATING FUND

ANNUAL BUDGET - EXPENSE BY FUNCTION, PROGRAM AND OBJECT 2011/2012

FUNCTION	110 TEACHERS SALARIES	105 PRINCIPALS & VICE PRINCIPALS SALARIES	123 EDUCATIONAL ASSISTANTS SALARIES	120 SUPPORT STAFF SALARIES	130 OTHER PROFESSIONALS SALARIES	140 SUBSTITUTES SALARIES	TOTAL SALARIES
<b>1 INSTRUCTION</b>							
1.02 Regular Instruction	\$ 26,450,019	\$ 841,297	\$ 353,708	\$ 60,403	\$ 143,124	\$ 2,083,192	\$ 29,931,743
1.03 Career Programs	194,601		172,211				366,812
1.07 Library Services	473,968			699,045			1,173,013
1.08 Counselling	1,070,074						1,070,074
1.10 Special Education	3,727,032	147,804	4,182,365	11,309	57,085	218,671	8,344,266
1.30 English as a Second Language	80,953						80,953
1.31 Aboriginal Education	388,467	99,180	308,434	23,764		8,000	827,845
1.41 School Administration		2,837,764		1,695,231		50,000	4,582,995
1.62 Off Shore Students	327,714	99,180		66,437	55,318		548,649
1.64 Other			73,700	122,131			195,831
<b>Total Function 1</b>	<b>32,712,828</b>	<b>4,025,225</b>	<b>5,090,418</b>	<b>2,678,320</b>	<b>255,527</b>	<b>2,359,863</b>	<b>47,122,181</b>
<b>4 DISTRICT ADMINISTRATION</b>							
4.11 Educational Administration					434,351		434,351
4.40 School District Governance					107,871		107,871
4.41 Business Administration				375,430	566,219		941,649
<b>Total Function 4</b>	<b>-</b>	<b>-</b>	<b>-</b>	<b>375,430</b>	<b>1,108,441</b>	<b>-</b>	<b>1,483,871</b>
<b>5 OPERATIONS AND MAINTENANCE</b>							
5.41 Operations and Maintenance Administration					156,425		156,425
5.50 Maintenance Operations				4,073,849		284,000	4,357,849
<b>Total Function 5</b>	<b>-</b>	<b>-</b>	<b>-</b>	<b>4,073,849</b>	<b>156,425</b>	<b>284,000</b>	<b>4,514,274</b>
<b>7 TRANSPORTATION AND HOUSING</b>							
7.41 Transportation and Housing Administration					19,854		19,854
<b>Total Function 7</b>	<b>-</b>	<b>-</b>	<b>-</b>	<b>-</b>	<b>19,854</b>	<b>-</b>	<b>19,854</b>
<b>9 DEBT SERVICES (OPERATING)</b>							
<b>Total Function 9</b>	<b>-</b>	<b>-</b>	<b>-</b>	<b>-</b>	<b>-</b>	<b>-</b>	<b>-</b>
<b>TOTAL FUNCTIONS 1 - 9</b>	<b>\$ 32,712,828</b>	<b>\$ 4,025,225</b>	<b>\$ 5,090,418</b>	<b>\$ 7,127,599</b>	<b>\$ 1,540,247</b>	<b>\$ 2,643,863</b>	<b>\$ 53,140,180</b>

SCHOOL DISTRICT No. 71 (Comox Valley)

Schedule A4.2

OPERATING FUND

ANNUAL BUDGET - EXPENSE BY FUNCTION, PROGRAM AND OBJECT 2011/2012

FUNCTION	200 TOTAL SALARIES	200 EMPLOYEE BENEFITS	TOTAL SALARIES AND BENEFITS	300-500 SERVICES AND SUPPLIES	2011/2012 TOTAL BUDGET EXPENSE	2010/2011 AMENDED ANNUAL BUDGET
<b>1 INSTRUCTION</b>						
1.02 Regular Instruction	\$ 29,931,743	\$ 6,744,179	\$ 36,675,922	\$ 2,817,346	\$ 39,493,268	\$ 39,450,333
1.03 Career Programs	366,812	91,011	457,823	1,500	459,323	440,868
1.07 Library Services	1,173,013	305,980	1,478,993	597,579	2,076,572	2,066,863
1.08 Counselling	1,070,074	251,369	1,321,443	5,000	1,326,443	1,400,232
1.10 Special Education	8,344,266	2,222,616	10,566,882	218,840	10,785,722	10,650,232
1.30 English as a Second Language	80,953	19,469	100,422	2,100	102,522	101,990
1.31 Aboriginal Education	827,845	214,399	1,042,244	135,000	1,177,244	1,119,758
1.41 School Administration	4,582,995	1,072,467	5,655,462	379,250	6,034,712	6,043,260
1.62 Off Shore Students	548,649	136,065	684,714	285,000	969,714	939,523
1.64 Other	195,831	46,770	242,601	250,500	493,101	418,846
<b>Total Function 1</b>	<b>47,122,181</b>	<b>11,104,325</b>	<b>58,226,506</b>	<b>4,692,115</b>	<b>62,918,621</b>	<b>62,631,905</b>
<b>4 DISTRICT ADMINISTRATION</b>						
4.11 Educational Administration	434,351	129,948	564,299	50,219	614,518	631,253
4.40 School District Governance	107,871	9,341	117,212	85,610	202,822	191,300
4.41 Business Administration	941,649	196,112	1,137,761	421,308	1,559,069	1,611,614
<b>Total Function 4</b>	<b>1,483,871</b>	<b>335,401</b>	<b>1,819,272</b>	<b>557,137</b>	<b>2,376,409</b>	<b>2,434,167</b>
<b>5 OPERATIONS AND MAINTENANCE</b>						
5.41 Operations and Maintenance Administration	156,425	29,276	185,701	147,745	333,446	280,415
5.50 Maintenance Operations	4,357,849	1,031,822	5,389,671	878,188	6,267,859	6,133,502
5.52 Maintenance of Grounds	-	-	-	141,404	141,404	141,404
5.56 Utilities	-	-	-	1,565,000	1,565,000	1,565,000
<b>Total Function 5</b>	<b>4,514,274</b>	<b>1,061,098</b>	<b>5,575,372</b>	<b>2,732,337</b>	<b>8,307,709</b>	<b>8,120,321</b>
<b>7 TRANSPORTATION AND HOUSING</b>						
7.41 Transportation and Housing Administration	19,854	3,503	23,357	-	23,357	65,892
7.70 Student Transportation	-	-	-	-	-	1,689,432
7.73 Housing	-	-	-	1,689,432	1,689,432	-
<b>Total Function 7</b>	<b>19,854</b>	<b>3,503</b>	<b>23,357</b>	<b>1,689,432</b>	<b>1,712,789</b>	<b>1,755,324</b>
<b>9 DEBT SERVICES (OPERATING)</b>						
<b>Total Function 9</b>	<b>-</b>	<b>-</b>	<b>-</b>	<b>-</b>	<b>-</b>	<b>-</b>
<b>TOTAL FUNCTIONS 1 - 9</b>	<b>\$ 53,140,180</b>	<b>\$ 12,504,327</b>	<b>\$ 65,644,507</b>	<b>\$ 9,671,021</b>	<b>\$ 75,315,528</b>	<b>\$ 74,941,717</b>



SCHOOL DISTRICT No. 71 (Comox Valley)

OPERATING FUND

ANNUAL BUDGET - FTE EMPLOYEES BY FUNCTION, PROGRAM AND OBJECT 2011/2012

FUNCTION	110 TEACHERS	105 PRINCIPALS & VICE PRINCIPALS	123 EDUCATIONAL ASSISTANTS	120 SUPPORT STAFF	130 OTHER PROFESSIONALS	TOTAL STAFF
<b>1 INSTRUCTION</b>						
1.02 Regular Instruction	378.110	8.396	16.104	1.714	1.500	405.823
1.03 Career Programs	2.480		5.000			7.480
1.07 Library Services	5.933			20.124		26.057
1.08 Counselling	14.115					14.115
1.10 Special Education	49.860	1.500	133.747	0.286	0.500	185.893
1.30 English as a Second Language	1.200					1.200
1.31 Aboriginal Education	5.729	1.000	9.643	0.643		17.014
1.41 School Administration		28.605		45.182		73.786
1.62 Off Shore Students	5.382	1.000			1.000	8.982
1.64 Other			1.786	3.000		4.786
<b>Total Function 1</b>	<b>462.808</b>	<b>40.500</b>	<b>166.279</b>	<b>72.548</b>	<b>3.000</b>	<b>745.136</b>
<b>4 DISTRICT ADMINISTRATION</b>						
4.11 Educational Administration					4.000	4.000
4.40 School District Governance					7.500	7.500
4.41 Business Administration				9.000	6.500	15.500
<b>Total Function 4</b>				<b>9.000</b>	<b>18.000</b>	<b>27.000</b>
<b>5 OPERATIONS AND MAINTENANCE</b>						
5.41 Operations and Maintenance Administration					1.800	1.800
5.50 Maintenance Operations				94.655		94.655
<b>Total Function 5</b>				<b>94.655</b>	<b>1.800</b>	<b>96.455</b>
<b>7 TRANSPORTATION AND HOUSING</b>						
7.41 Transportation and Housing Administration					0.200	0.200
<b>Total Function 7</b>					<b>0.200</b>	<b>0.200</b>
<b>TOTAL FUNCTIONS 1 - 7</b>	<b>462.808</b>	<b>40.500</b>	<b>166.279</b>	<b>176.203</b>	<b>23.000</b>	<b>868.791</b>