






SCHOOL DISTRICT STATEMENT OF FINANCIAL INFORMATION (SOFI)

6049

SCHOOL DISTRICT NUMBER 71	NAME OF SCHOOL DISTRICT COMOX VALLEY	YEAR 2013/2014
OFFICE LOCATIONS Courtenay, BC		TELEPHONE NUMBER 334-5500
MAILING ADDRESS 607 Cumberland Road		
CITY Courtenay	PROVINCE BC	POSTAL CODE V9N 7G5
NAME OF SUPERINTENDENT Sherry Elwood		TELEPHONE NUMBER 334-5500
NAME OF SECRETARY TREASURER Russell Horswill		TELEPHONE NUMBER 334-5500

DECLARATION AND SIGNATURES

We, the undersigned, certify that the attached is a correct and true copy of the Statement of Financial Information for the year ended June 30, 2011 for School District No. 71 as required under Section 2 of the Financial Information Act.

CERTIFIED CORRECT (SIGNATURE OF CHAIR PERSON OF THE BOARD OF SCHOOL TRUSTEES) 	DATE SIGNED December 18, 2014
CERTIFIED CORRECT (SIGNATURE OF SUPERINTENDENT) 	DATE SIGNED December 18, 2014
CERTIFIED CORRECT (SIGNATURE OF SECRETARY-TREASURER) 	DATE SIGNED December 18, 2014

SCHOOL DISTRICT STATEMENT OF FINANCIAL INFORMATION

SCHOOL DISTRICT NO. 71 (COMOX VALLEY) YEAR ENDED JUNE 30, 2014

TABLE OF CONTENTS

Management Report

Audited Financial Statements with Notes

Schedule of Debt Schedule 1

Schedule of Guarantee and Indemnity Agreements Schedule 2

Schedule of Remuneration and Expenses Schedule 3

Statement of Severance Agreements Schedule 4

Schedule of Payments for the Provision of Goods and Services Schedule 5

Comparison of Scheduled Payments to the Audited Financial Statement Expenditures Schedule 6

SCHOOL DISTRICT NO. 71 (COMOX VALLEY)
YEAR ENDED JUNE 30, 2014

MANAGEMENT REPORT

The Financial Statements contained in this Statement of Financial Information under the *Financial Information Act* have been prepared by management in accordance with Canadian Generally Accepted Accounting Principals (GAAP) for not-for-profit organizations. These principles are consistent with those used in prior years except as disclosed as a change in accounting policy. In prior years these financial statements were prepared in accordance with Sections 156 and 157 of the School Act using significant accounting policies to comply with the accounting requirements prescribed or permitted by the Ministry of Education. These financial statements are the responsibility of the School District's management.

Management is also responsible for all other schedules of financial information and for ensuring that this information is consistent, where appropriate, with the information contained in the financial statements and for implementing and maintaining a system of internal controls to provide reasonable assurance that reliable financial information is produced.

The Board of School Trustees is responsible for ensuring that management fulfills its responsibilities for financial reporting and internal control and for approving the financial information included in the Statement of Financial Information.

The external auditors, KPMG LLP, Chartered Accountants, conduct an independent examination, in accordance with generally accepted auditing standards, and express their opinion on the financial statements as required by the *School Act*. Their examination does not relate to the other schedules of financial information required by the *Financial Information Act*. Their examination includes a review and evaluation of the board's system of internal control and appropriate tests and procedures to provide reasonable assurance that the financial statements are presented fairly.

On behalf of the Board of School Trustees of School District No. 71 (Comox Valley)



S. Elwood, Superintendent

Date: December 18, 2014



R. Horswill, Secretary-Treasurer

Date: December 18, 2014

**SCHOOL DISTRICT NO. 71 (COMOX VALLEY)
YEAR ENDED JUNE 30, 2014**

SCHEDULE 1 - SCHEDULE OF DEBT

School District No. 71 (Comox Valley) does not have any long term debt as disclosed in Schedule C and in the Notes of the School District Audited Financial Statements.

SCHOOL DISTRICT NO. 71 (COMOX VALLEY)
YEAR ENDED JUNE 30, 2014

SCHEDULE 2 - SCHEDULE OF GUARANTEE AND INDEMNITY AGREEMENTS

School District No. 71 (Comox Valley) has not given any guarantee or indemnity under the Guarantees and Indemnities Regulation.

SCHOOL DISTRICT NO. 71 (COMOX VALLEY)
YEAR ENDED JUNE 30, 2014

SCHEDULE 3 - REMUNERATION AND EXPENSES PAID
IN RESPECT OF EACH EMPLOYEE

Elected Officials

<u>Name</u>	<u>Position</u>	<u>Remuneration</u>	<u>Expenses</u>
CATON, JANICE M	Vice Chairperson, Board of School Trustees	\$ 12,048.00	\$ 5,683.78
COLEMAN, PETER E	Chairperson, Board of School Trustees	12,299.00	6,092.97
GAMBACORTA, DONNA M	School Trustee	10,542.00	2,145.90
GRINHAM, RICHARD ANTHONY	School Trustee	10,542.00	3,522.11
MCDONNELL, SHEILA MARGARET	School Trustee	10,542.00	2,753.63
SELBY, PAULA R	School Trustee	10,542.00	5,294.51
WEBER, TOM	School Trustee	11,797.00	2,157.66
		<hr/>	<hr/>
Total, elected officials		\$ 78,312.00	\$ 27,650.56

SCHOOL DISTRICT NO. 71 (COMOX VALLEY)
YEAR ENDED JUNE 30, 2014

SCHEDULE 3 - REMUNERATION AND EXPENSES PAID
IN RESPECT OF EACH EMPLOYEE

Employees, other than elected officials (>75,000)

<u>Name</u>	<u>Remuneration</u>	<u>Expenses</u>
ABBOTT, TANYA	\$ 83,152.51	\$ 500.00
ABELE, CHRISTOPHE	75,448.57	7.82
AMOS, RON W.	99,268.20	6,409.29
ARSENAULT, M. JOANE	75,905.64	202.32
BAIRD, NIKI D	76,190.76	1,204.30
BELL, JACKIE L	77,196.36	68.25
BERG, DEBORAH L	77,372.11	-
BERRY, PAUL G.	106,375.21	7,912.19
BLACK, ANDREW	75,496.01	1,649.22
BLACK, ERICA L	99,605.00	-
BLACKMORE, CINDY	77,172.68	48.57
BOS, JONATHAN	78,300.27	403.09
BOURGET, MATTHEW J.	86,843.92	186.00
BRAIDWOOD, JAKIL	77,207.30	1,729.18
BRUCKER, MARIE S	76,329.70	199.00
BULGER, CATHERINE	77,450.99	66.44
CAMPBELL, GORDON G	93,195.99	-
CARLOS, BRUCE D	103,127.06	13,555.11
CARMICHAEL, BRIAN D	77,207.01	-
CARPENTER, LORI A.	75,852.90	-
CARR-HILTON, SUSAN	86,092.82	87.36
CHASE, LISA A	77,754.54	920.76
CLAVEAU, NATHALIE	77,207.21	201.18
CLEMENT, BARBARA G	77,172.62	197.42
COATS, DAVID A.	89,812.00	5,583.57
COBEY, JASON E	97,438.27	146.77
COLEGRAVE, WARREN G	78,209.59	-
COLLINS, RICHARD	77,380.54	421.85
COLTHORPE, PAUL	77,204.97	82.00
COMMINS, LAURA R	77,206.05	-
CORMAN, HEATHER Y	77,206.90	61.82
CORMAN, KEVIN N	76,923.69	1,058.03
CORTEZ, JULIO E	77,068.45	363.72
COSTAIN, DAN	101,359.99	2,934.45
CRAWFORD, TORESA	77,951.92	4,327.59
CROONEN, K. TRACEY	93,068.74	1,330.50
CUNNINGHAM, COLIN J.	77,716.08	105.50
CURRIE, VIRGINIA L	75,118.39	125.00
DALGLEISH, DANIEL R	77,011.20	1,862.68
DAVID, DOUGLAS R.J.	77,206.43	2,664.10
DAWSON, KARA L	77,207.30	384.00
DE CASTRO, DONNA M	77,172.70	-
DEMEO, THOMAS P.	134,299.85	8,668.01
DICKSON, TONY C	77,597.28	-
DIEDERICHS, SUE	77,290.01	1,617.05
DORAN, KATY	93,614.47	602.18
DOUGLAS, ALLAN	118,846.06	10,378.64
DUNCAN, LINSAY M	77,205.72	230.00
EDWARDS, FAITH	75,870.21	1,380.83
ELLIS, LOUISE M	77,207.00	-
ELWOOD, J. SHERRY	148,104.00	21,496.80
ELWOOD, THOMAS D	77,335.09	172.29
ERIKSON, KENNETH	77,840.96	175.75
FORTIN, LYSE M	75,941.89	-
FRASER, BRAD E	75,414.84	-
FREEMAN, DARREN M	102,252.48	376.00

SCHOOL DISTRICT NO. 71 (COMOX VALLEY)
YEAR ENDED JUNE 30, 2014

SCHEDULE 3 - REMUNERATION AND EXPENSES PAID
IN RESPECT OF EACH EMPLOYEE

Employees, other than elected officials (>75,000) (cont'd)

<u>Name</u>	<u>Remuneration</u>	<u>Expenses</u>
FULLERTON, DEBRA	\$ 77,207.26	\$ 237.00
FUSSELL, GERALD	97,248.00	11,173.66
GARDNER, DEBRA-LYNNE M	75,448.87	-
GAUDRY, CRYSTAL P	78,073.31	-
GAUTHIER, CAROLINE M	77,574.57	117.87
GENGE, MICHELE M	77,204.54	2,119.82
GLENWRIGHT, MARK	80,048.91	2,638.72
GOODGER, ELIZABETH	75,889.51	-
GOODWIN, BRIAN	99,605.00	85.56
GORDON, JENNIFER J	87,659.12	239.67
GRAHAM, DAVID M	79,469.04	-
GRANTHAM, ROBERT	98,673.46	9,160.03
GREEN, J.LAURENCE	77,540.96	-
GREENE, LOUISA (KELLY) D	77,709.70	-
HAGEL, STACE A	77,414.70	-
HALLIER, DALE F	78,136.46	250.00
HANDFIELD, LYNDA-MARIE	112,531.20	2,230.64
HARRY, VICKI S	76,875.36	512.42
HARTIG, MARTIN	77,172.69	1,626.71
HARWIJNE, NORA L	75,872.81	-
HAUT, MEGAN	77,204.24	-
HEDICAN, JENNIFER	76,187.89	153.17
HESELGRAVE, IAN B	99,268.15	1,108.20
HOLLAND, SHAWN T	77,726.63	-
HOLTKAMP, MARIEKE P	87,547.58	8,225.16
HORSWILL, RUSSELL A	134,299.81	10,266.77
HOULGRAVE, LINDA R	75,448.51	216.30
JAMIESON, ROSS	77,172.64	-
JEROME, TAMI M	77,097.75	45.78
JOHNSON, ALBERT E	92,152.05	1,995.33
JOKANOVICH, CAROL A	76,957.73	419.90
JONES, SARAH A	75,976.20	-
JONES-ADEBAR, CHERYL	79,322.84	6,781.36
JUNGWIRTH, HEIDI C	77,192.19	-
KENNEDY, SHERRY L	99,875.79	1,573.13
KLASSEN, ELLEN S	78,242.86	387.43
KNIGHT, STEVE	102,961.24	34,723.99
KOCHANUK, GREGORY M	96,524.93	1,556.05
KRUTZMANN, TIMOTHY	77,506.96	105.00
KUHNERT, WAYNE A.	78,049.89	230.00
LAMONT, CHRISTOPHER J	75,782.22	299.56
LANG, SUSAN	77,206.45	199.84
LANGENMAIER, KAREN Y	77,172.67	675.10
LECLAIR, GERARD M	77,172.65	-
LIDSTER, SUSAN J.	77,172.70	20.15
LINGREN, KARLA A	77,207.26	1,203.55
LLOYD, LANCE	75,448.43	506.15
LOCKQUELL, JOUSKA	77,580.98	693.72
LONG, DEBRA	77,462.79	-
LUXENBURG, AVI	80,018.71	39.95
MACDONALD, I.GRACIE	92,189.71	74.82
MANNING, GEOFFREY K	102,630.33	104.27
MANSON, CATHERINE J	92,857.42	1,035.19
MARCUZZI, KENNETH H	75,414.92	698.78
MARCUZZI, MICHELLE A	77,172.67	655.02
MARKS, KIMBERLEY A	76,991.81	217.87

SCHOOL DISTRICT NO. 71 (COMOX VALLEY)
YEAR ENDED JUNE 30, 2014

SCHEDULE 3 - REMUNERATION AND EXPENSES PAID
IN RESPECT OF EACH EMPLOYEE

Employees, other than elected officials (>75,000) (cont'd)

<u>Name</u>	<u>Remuneration</u>	<u>Expenses</u>
MARTINDALE, GAIL S	\$ 77,098.79	\$ 1,190.81
MAUND, PHILIP	101,137.33	6,223.02
MAWHINNEY, BRIDGET J	77,205.65	199.00
MAYERT, ALISON S	77,206.07	75.00
MAYERT, DAVID E	92,682.81	2,792.36
MCASKILL, BRIAN A.	95,379.05	7,484.67
MCCARTHY, TIM J	77,011.20	2,041.35
MCMATH, C. ROBERT J	77,206.93	60.00
MCRAE, MURRAY	100,971.52	2,386.72
MILLER, DAVID R	77,657.04	170.00
MILLS, DWAYNE R	81,015.26	23.34
MONKS, DALE J	77,472.66	200.62
MOORE, ROBERT A	105,175.20	13,972.85
MORIN, DENIS	77,172.69	-
MUNRO, CHARITY A	77,207.18	76.35
MURPHY, RICHARD	76,940.80	-
MURRAY, TERRY	84,283.05	300.00
NEILL, DAVID P	77,414.69	2,125.80
NELSON, DEBBIE A.	76,987.14	717.52
NEUFER, KARLA	83,153.26	190.35
NIJHOFF, JACQUES	77,121.74	-
NIXON, NANCY E	76,286.89	1,180.49
ORD, SHELLEY	77,401.54	183.75
PARE, EVA	77,777.77	-
PATTERSON, DEAN M	100,387.17	613.90
PEARCE, JOAN T.	77,206.99	54.77
PEDERSON, TRACY C	78,657.75	1,001.52
PERRY, LISA M	76,958.00	-
PHILLIPS, TODD	77,207.23	-
PORTER, JOSHUA W	92,533.13	3,049.45
PRAGER, ANDREA L	79,633.06	1,339.56
PRATT, ALISSA J	92,152.04	1,812.10
RABBITT, CHERYL	104,156.49	2,404.13
REA, SUZANNE P	75,447.07	-
REBITT, PAUL R	75,651.50	-
REIMER, KEVIN A	100,012.68	3,152.84
RICHARDS, TRACY M	77,206.96	236.22
RIEDLE, HEATHER A.	84,176.64	3,383.52
ROBERTSON, BARBARA E	99,605.00	903.19
ROBINSON, FRANCES	76,563.88	203.19
SAVARD, STEWART M.	87,312.24	4,903.75
SCHECK, LISA	97,853.76	1,869.96
SCHILLING, CHARLES A.	99,605.02	3,203.99
SCHNELLA, GLORIA	83,710.35	442.45
SHATZ, ESTHER	118,021.05	12,676.30
SHERWOOD, BILL A	107,730.38	1,534.58
SHIELDS, JULIE C	97,248.00	1,544.10
SIEBER, LEISA C	75,557.98	374.66
SIEBRING, MARGARET	77,543.96	-
SIRRS, KATHERINE E	77,207.23	97.52
SMITH, BRADLEY	76,202.13	-
STANLEY, STEVEN B	77,206.97	1,159.03
STEVENS, BRIAN	77,206.97	130.00
STEWART, JEFF T	105,175.20	6,410.00
STREET, LARRY	77,172.72	391.29
SWANSON, LYNEITA A.	111,793.46	1,487.23

SCHOOL DISTRICT NO. 71 (COMOX VALLEY)
YEAR ENDED JUNE 30, 2014

SCHEDULE 3 - REMUNERATION AND EXPENSES PAID
IN RESPECT OF EACH EMPLOYEE

Employees, other than elected officials (>75,000) (cont'd)

Name	<u>Remuneration</u>	<u>Expenses</u>
SWANSON, RICHARD A	\$ 85,987.18	\$ 899.70
TATTRIE, JAMES(JIM) A	77,373.15	245.73
TAYLOR, JEFF D	112,018.78	-
THORNTON, LEANNE	75,741.38	358.20
TIMMS, KYLE S.	99,730.00	1,207.43
TINGA, COLIN	75,590.58	-
TURNER, JENNIFER L	94,969.36	622.21
VAN DER REE, CHRISTINE	93,222.03	1,421.37
VATON, PAULETTE M	77,172.69	352.78
VERKLEY, JEFFREY T	77,303.65	3,109.22
WALKER, BRIAN A	78,433.15	211.65
WALKER, R. EDWARD	77,950.97	466.77
WALKLEY, ALISON	79,935.35	80.95
WALTERS, CAROL	78,873.23	4,911.39
WEDEL, RANDALL F	77,207.34	-
WEISS, DAVID C	75,448.44	-
WEST, KAREN L.	79,320.98	1,823.81
WESTER, CORINNE	99,180.00	1,120.04
WILLIAMS, SHANNON L	77,541.32	48.98
WILTSHIRE, PELKA	99,180.00	167.38
WINDLE, KEITH	77,207.52	-
WOLTERS, LUCINDA G	93,352.06	3,519.88
WULFF, CHRIS J	95,091.06	-
YEOMANS, ILENE	77,977.15	1,580.85
YOUNG, ANDREW	77,622.54	-
ZIMMER, MELANIE	77,205.35	-
ZIRKL, HEIDI E	77,185.68	1,786.77
<hr/>		
Total, employees with remuneration that exceeds \$75,000	\$ 16,462,451.73	\$ 326,608.63
Total, employees with remuneration of \$75,000 or less	<u>37,167,640.25</u>	<u>286,910.65</u>
Total, employees other than elected officials	\$ 53,630,091.98	\$ 613,519.28
CONSOLIDATED TOTAL	<u>\$ 53,708,403.98</u>	<u>\$ 641,169.84</u>
CONSOLIDATED TOTAL, REMUNERATION PAID	<u>\$ 54,349,573.82</u>	
Employer Portion of Unemployment Insurance Contributions and Canada Pension Plan		<u>\$ 2,916,164.55</u>

**SCHOOL DISTRICT NO. 71 (COMOX VALLEY)
YEAR ENDED JUNE 30, 2014**

SCHEDULE 4 - STATEMENT OF SEVERANCE AGREEMENTS

There were no severance agreement made between School District No. 71 (Comox Valley) and its non-unionized employees during the fiscal year 2013-2014.

SCHOOL DISTRICT NO. 71 (COMOX VALLEY)
YEAR ENDED JUNE 30, 2013

**SCHEDULE 5 - PAYMENTS MADE FOR THE PROVISION OF
GOODS AND SERVICES**

<u>Name of Individual, Firm or Corporation (over \$25,000)</u>	<u>Aggregate Amount Paid During Fiscal Year</u>
ABC AUTO BROKERS LTD.	\$ 27,831.00
ACME SUPPLIES LTD (CUTS# 19046	69,029.18
ACRODEX INC	73,253.08
AMAZON.COM/ AMAZON.CA	27,572.47
ANDREW SHERET LIMITED	103,495.42
APPLE CANADA INC.	68,769.60
ARTSTARTS IN SCHOOLS	34,965.75
B.C. HARDWOOD FLOOR CO. LTD.	99,929.67
B.C. HYDRO & POWER AUTHORITY	618,163.10
B.C. TEACHERS FEDERATION (SIP)	540,132.72
B.C. TEACHERS FEDERATION(DUES)	561,754.13
BARAGAR ENTERPRISES LTD	26,145.00
BARTLE & GIBSON CO LTD	43,918.92
BC PRINCIPALS' & VICE PRINCIPA	53,926.20
BCF -BC FERRIES INCORPORATED	32,668.25
BCSTA (BC TRUSTEES)	85,036.09
BETTER MOUSETRAP MARKETING LTD	41,036.10
BRIAN MCLEAN CHEVROLET LTD.	101,767.09
CAMP HOMEWOOD	34,132.50
CANON CANADA INC.	100,425.45
CENTRAL HH BLDG CTR	41,135.98
CLOVERDALE PAINT INC.	34,811.85
COMM. OF MUN. SUPERANNUATION	1,086,586.53
COMM. OF TEACHERS PENSION	4,756,854.27
COMMUNITEK-INC	62,838.72
COMOX DISTRICT CONSUMER'S CO-O	92,236.27
COMOX DISTRICT TEACHERS ASSOC.	240,970.98
COMOX VALLEY REGIONAL DISTRICT	38,766.00
COMPASS ADVENTURE	38,335.50
COURTENAY CITY OF (CITY HALL)E	243,004.96
CROWN ISLE GOLF CLUB	28,311.07
CUPE NATIONAL	283,988.79
D.K.I. SERVICES LTD	93,726.60
DESIRE2LEARN INC.	49,117.03
DESTINATION IMAGINATION, INC.	28,482.17
DR CLAIRE VANSTON PH.D	36,530.55
E.B. HORSMAN & SON LIMITED	96,531.20
EECOL ELECTRIC (SASK.) LTD.	152,121.48
EMTERRA ENVIRONMENTAL	51,048.54
ESC AUTOMATION	127,944.04
FIRST STUDENT CANADA/CARDINAL	1,847,499.21
FOLLETT SCHOOL SOLUTIONS, INC.	58,253.27
FORTISBC ENERGY(VANCOUVER ISLA	602,404.83
GLACIER ENVIRONMENTAL LTD	32,324.25
GRAHAM HOFFART MATHIASSEN ARCHI	96,817.92
HARRIS & COMPANY	29,150.05
HARTMAN AUTO SUPPLY LTD	31,094.42
HEROLD ENGINEERING LIMITED	25,802.00
HOMWOOD HUMAN SOLUTIONS CANAD	77,571.57
HORNBY ISLAND EDUCATIONAL SOCI	42,050.00
HOUR-ZERO CRISIS CONSULTING LT	32,068.92
IBM CANADA LTD	1,009,240.13

**SCHOOL DISTRICT NO. 71 (COMOX VALLEY)
YEAR ENDED JUNE 30, 2013**

**SCHEDULE 5 - PAYMENTS MADE FOR THE PROVISION OF
GOODS AND SERVICES**

<u>Name of Individual, Firm or Corporation (over \$25,000) (cont'd)</u>	<u>Aggregate Amount Paid During Fiscal Year</u>
ICBC	\$ 25,175.00
INSIGHT FACILITATION	82,482.48
INTERNATIONAL BACCALAUREATE OR	25,539.10
ISLAND PARK EQUIPMENT	103,236.14
IVES BURGER	405,241.32
J.R. EDGETT EXCAVATING LTD	892,674.46
KOFFMAN KALEF LLP	71,823.73
KONE INC.	28,880.53
LEAH TAYLOR PLC CONSULTANT	29,662.50
MCELHANNEY ASSOCIATES LAND SUR	46,179.32
MCGILL'S WELL SERVICE	28,805.70
MICROSERVE	65,913.96
MINISTER OF FINANCE (CROWN PUB	39,066.29
MINISTER OF FINANCE (TEACHER R	49,920.00
MODERN	47,192.63
MORNEAU SHEPELL LTD (PRV MORNE	115,896.45
MSP - MINISTER OF FINANCE	1,084,285.00
MYBUDGETFILE INC	33,600.00
NELSON ROOFING & SHEET METAL L	538,478.54
NORTH ISLAND COLLEGE (CTY)	52,753.35
NXSOURCE TECHNOLOGY INC.	42,735.02
OCEAN MARKER - SPORT SURFACES	176,535.45
ONDECK SYSTEMS INC.	28,808.47
OUT OF SCHOOL CARE SERVICE	203,179.20
PACIFIC-BLUE-CROSS	1,182,957.88
PACIFIC CARBON TRUST	58,616.25
PIPES BUSINESS EQUIPMENT	26,485.78
PLATES EATERY & CATERING CO.	36,789.24
PUBLIC EDUCATION BENEFITS	678,041.70
QUALITY FOODS	26,486.70
R.F.BINNIE & ASSOCIATES LTD.	80,689.79
RAMSAY PAINTING LTD	53,340.01
RE/MAX OCEAN PACIFIC REALTY -	25,000.00
REAL CDN. SUPERSTORE #	26,886.43
RIDEOUT CONTRUCTION LTD.	45,841.18
ROCKY POINT ENGINEERING LTD(CO	59,062.51
SCHELTGEN, KIM & BRUCE (HOMEST	25,125.00
SCHOLANTIS LEARNING SYSTEMS IN	39,900.00
SCHOOL DISTRICT #23 (CENTRAL O	27,529.01
SCHOOL DISTRICT #72 (C RIVER)	52,037.83
SIGNATURE WEST FLOOR & WINDOW F	84,342.93
SLEGG CONSTRUCTION MATERIALS	45,223.36
SOFTWARE 4 SCHOOLS	200,083.07
SRB EDUCATION SOLUTIONS	89,284.16
ST. JOHN AMBULANCE (VANCOUVER)	64,229.06
STAPLES ADVANTAGE CAN(CORPORAT	36,390.66
SUPERIOR PROPANE INC	33,162.41
SYSCO FOOD SERVICES	132,419.15
TAYCO PAVING COMPANY	116,235.00
TEACHERS FILE	117,540.80
TELUS COMMUNICATIONS (BC) INC.	87,130.82
TELUS MOBILITY CELLULAR INC.	70,756.21
THE GREAT WEST LIFE ASSURANCE	124,708.99

SCHOOL DISTRICT NO. 71 (COMOX VALLEY)
YEAR ENDED JUNE 30, 2013

SCHEDULE 5 - PAYMENTS MADE FOR THE PROVISION OF
GOODS AND SERVICES

<u>Name of Individual, Firm or Corporation (over \$25,000) (cont'd)</u>	<u>Aggregate Amount Paid During Fiscal Year</u>
THE HOME DEPOT #7177	28,729.16
THRIFTY FOODS	28,150.74
TORRY AND SONS PLUMBING	59,952.80
TOWN OF COMOX	55,477.77
TRAVEL HEALTHCARE INSURANCE SO	67,056.05
UNISOURCE CANADA	41,384.00
UNITED FLOORS	45,079.90
VANCOUVER SCHOOL BOARD (VSB) E	28,222.50
WCB -WORKER'S COMPENSATION BOA	489,355.91
WESTERN CAMPUS RESOURCES	56,080.22
WESTERN ONE RENTALS &SALES (WE	37,170.06
XEROX CANADA LTD	88,222.08
Total, suppliers with payments exceeding \$25,000	\$ 23,100,812.58
Total, suppliers where payments are \$25,000 or less	\$ 4,330,470.25
CONSOLIDATED TOTAL, PAYMENTS FOR THE PROVISION OF GOODS AND SERVICES	\$ 27,431,282.83

**SCHOOL DISTRICT NO. 71 (COMOX VALLEY)
YEAR ENDED JUNE 30, 2014**

COMPARISON OF SCHEDULED PAYMENTS TO THE AUDITED FINANCIAL STATEMENT EXPENDITURES

SCHEDULED PAYMENTS

Schedule of Remuneration and Expenses:	
Remuneration (Schedule 3)	\$ 53,708,404
Employee Expenses (Schedule 3)	641,170
Employer Portion of Unemployment Insurance Contributions and Canada Pension Plan (Schedule 3)	<u>2,916,165</u>
Total, Schedule of Remuneration and Expenses	\$ 57,265,739
Schedule of Payments for the Provision of Goods and Services (Schedule 5)	<u>27,431,283</u>

CONSOLIDATED TOTAL OF SCHEDULED PAYMENTS **\$ 84,697,022**

FINANCIAL STATEMENT EXPENDITURES

Operating Fund Expenditures	\$ 74,395,212
Trust Fund Expenditure	4,409,529
Capital Fund Expenditure	<u>5,761,427</u>

CONSOLIDATED TOTAL OF FINANCIAL STATEMENT EXPENDITURES **84,566,168**

**DIFFERENCE BETWEEN SCHEDULED PAYMENTS AND
FINANCIAL STATEMENT EXPENDITURES** **130,854**

EXPLANATION OF DIFFERENCE

The schedule of payments for the provision of good and services differs from the financial statements in the following ways:

- 100% of HST paid to suppliers is included, whereas the financial statement expenditures are net of the HST rebate
- Third party recoveries of expenses from PAC and school fundraising activities may not all be adjusted for in the schedules
- Employee benefits may be duplicated in the schedule of payments where also reported in employee remuneration
- Travel expenses that are paid directly to suppliers may be duplicated in employee expenses
- Other miscellaneous cost recoveries that may not have been deducted from the scheduled payments

The financial statements are reported on an accrual basis, and include payroll liabilities that are not reflected in the schedule of remuneration and expenses, and accounts payable balances that are not reflected in the schedule of payment for the provision of goods and services. Changes in liability balances from year to year affect the financial statement expenditures but not the scheduled payments which are reported on a cash basis.